

AUTODESK® SKETCHBOOK®

DIGITAL PAINTING TIPS AND TRICKS

Autodesk SketchBook is the digital drawing and painting tool for everyone who loves to draw. It's available on Mac and Windows, Android and iOS tablets and phones. With membership, log in with your account across your devices from desktop to mobile to unlock the Pro features everywhere.


Try membership free for 15 days - download desktop to get started at www.sketchbook.com !

INTRODUCTION

- Who am I & what's SketchBook?


SKETCHBOOK INTERFACE & FEATURES

- How to get around & set your file up
- Hotkeys & Special menus
- Extra tools & tips



MORE ON BRUSHES

- Understanding brush types
- Customizing brushes
- Exporting & importing




SAVING YOUR FILE

- Understanding formats & destination

DIGITAL WORKFLOW DEMO

- Tiny little rant about art
- Creating artwork, from start to finish



Q&A

AUTODESK® SKETCHBOOK®

DIGITAL PAINTING TIPS AND TRICKS

EXTRA RESOURCES

Follow us on social media for beautiful artwork, updates about new features, and tips and tricks:

TWITTER: @SKETCHBOOKPRO

INSTAGRAM: @AUTODESKSKETCHBOOK

WWW.FACEBOOK.COM/AUTODESKSKETCHBOOK

WWW.AUTODESK-SKETCHBOOK.DEVIANTART.COM

Check out our blog for lots of inspiring stories and in-depth tutorials from artist in the industry using SketchBook:

WWW. BLOG.SKETCHBOOK.COM

