

App Buyers –Information

General Information for app buyers

To download/purchase an app you need to be signed into the Autodesk App Store. For downloading trial and free apps you need to click on the button indicated.

Free App:

Security Tools for Autodesk® 3ds Max® 2021-2015SP1
Autodesk, Inc.
★★★★★ (31 reviews)

Like 280 Tweet

OS: Win64

Language: English, Deutsch, Français, 日本語, 한국어, Português, 简体中文

Description

Free

Download

Add to Wishlist

Download Size: 1.3 MB
Release Date: 10/12/2018
Last Updated: 11/4/2020
Version Info: 1.3.0.85
Website: <http://www.autodesk.com>

Trial App:

MuM Multitool
Mensch und Maschine Schweiz AG
★★★★★ (3 reviews)

Like 0 Tweet

OS: Win64

Language: English, Deutsch

Description

Trial

Download

Add to Wishlist

Download Size: 5.9 MB
Release Date: 7/23/2018
Last Updated: 11/17/2020
Version Info: 2021
Website: <https://www.mum.ch/>

Paid App:


For downloading a paid app, click on the button shown. You can also purchase an app in bulk by entering the quantity you would like to purchase above the price. **Note:** Currently you can purchase a maximum of **100** copies. Once you select the number of copies you want to buy click on the “Purchase” button.

Subscription App:

If publisher chosen “Monthly/Yearly recurring subscription” for their paid app, as a customer you must pay a subscription price to have access to the app/web service for a definite period of time. **After the expiry of subscription date, you will be charged the fee monthly/yearly unless you take action to cancel.**

Note: If publisher chosen ‘Free 30-day Trial’ for the paid/subscription app, then we suggest you take advantage of this feature i.e., download the app for free trial and use it for 30 days. If you are satisfied with the app then go for purchasing/subscribing for an app.

Paid app



Dosch 3D- Lo-Poly People Vol 5 For Autodesk® Maya®
DOSCH DESIGN
★★★★★ (0 review)

Like 0 Tweet


OS: Win64
Language: English

Description
The product DOSCH 3D: Lo-Poly People Vol. 5 contains 100 fully textured lo-poly 3D-models (10,000 polygons per 3D-model) of photo-real people in various poses.
[Read Help Document](#)

USD 149.00
Qty to Purchase: 1
Sub total: USD 149.00
Buy Now
Add to Wishlist

Download Size: 300.5 MB
Release Date: 7/3/2018
Last Updated: 10/23/2020
Version Info: 1.0.0
Website: www.doschdesign.com

Subscription app:



AVCAD RV
AADB Software
★★★★★ (0 review)


Like 0 Tweet

OS: Win64
Language: English

USD 50.00/Month
USD 200.00/Year
Free 30-Day Trial
Subscribe Now
Add to Wishlist

Autodesk Subscription Program App:

For downloading an Autodesk Subscription App, click on the Subscription App button. You need to be an Autodesk Subscription customer with an applicable Subscription to download that App. Once you sign-in with your Subscription ID the 'Please Sign in First' button will change to display 'Download'.



Mesh Enabler
Autodesk, Inc.
★★★★★ (61 reviews)


Like 39 Tweet

OS: Win64
Language: English

Description
The Mesh Enabler application converts mesh features to solid base features or surface features. This function can be applied to individual or multi-selected mesh features or mesh feature folders.
After installing Mesh Enabler, right click on one or more imported mesh features of interest, and convert them into Base features (solids, surfaces, or composites) through a new context menu command. The graphical mesh data is converted into B-Rep Model data that can be used similar to imported solids and surfaces.

Download is exclusive to Autodesk Subscription Customers
All Autodesk Subscription Benefit Apps are now free for Students, Educators, Educational Institutions! [Create an Account in Education Community](#)
This app is free for the following Subscription.
Autodesk AutoCAD Inventor LT Suite
Autodesk Building Design Suite Ultimate
Autodesk Design Academy
[More](#)
You need to be an Autodesk Subscription customer to download this App. For detail, visit the [Autodesk App Store - Subscription Apps Information](#).

Please Sign in First
Add to Wishlist



Mesh Enabler
Autodesk, Inc.
★★★★★ (61 reviews)

OS: Win64

Language: English

Description

The Mesh Enabler application converts mesh features to solid base features or surface features. This function can be applied to individual or multi-selected mesh features or mesh feature folders.

After installing Mesh Enabler, right click on one or more imported mesh features of interest, and convert them into Base features (solids, surfaces, or composites) through a new context menu command. The graphical mesh data is converted into B-Rep Model data that can be used similar to

Exclusive to Autodesk Subscription Customers

All Autodesk Subscription Benefit Apps are now free for Students, Educators, Educational Institutions! [Create an Account in Education Community](#)

This app is free for the following Subscription.

Autodesk AutoCAD Inventor LT Suite
Autodesk Building Design Suite Ultimate
Autodesk Design Academy
[More](#)

More subscription information can be found at [Autodesk Subscription](#).

Download

Free Download For Educational Users

[Add to Wishlist](#)

The first time you click on a Download button for any Free/Trial/Paid/Subscription App, you'll be prompted to read and accept the End user agreement.

Please read and accept the Terms of Use and End User License Agreement ✕

I have read and agree to the Autodesk Exchange Apps Terms of Use

I have read and agree to the End User License Agreement
If you are downloading a product from a third-party publisher or provider, this End User License Agreement is solely between the publisher or provider of the product ("Licensor") and you, and not with Autodesk, Inc. Questions, complaints or claims respect to the product should be directed solely to the Licensor, whose contact information can be found on the product download page.

(Optional) I would like to receive email from Autodesk, including information about new products and special promotions.

USD 10.00 | Buy

Once you accept the End user agreement the download will start immediately for Free/Trial apps whereas for Paid apps you will be directed to the payment options. When you download your MSI file, just double-click on it from the saved location on your system to install the app.

If the Publisher has chosen PayPal as the payment system for the app, you can either pay through a PayPal account or pay with a debit or credit card.

Choose a way to pay

▶ Pay with my PayPal account



Log in to your account to complete the purchase.

Email

PayPal password

This is a private computer. [What's this?](#)

Log In

[Forgot email or password?](#)

▶ [Pay with a debit or credit card, or PayPal Credit](#)

(Optional) Join PayPal for faster future checkout

If the Publisher has chosen BlueSnap as the payment system you can pay through different gateways offered by BlueSnap like Credit Card, Wire Transfer, eNets, Skill, PayPal, etc. Also, you can choose the currency in which you want to make the payment.

Note: When you click on the price button a new tab will be opened in the browser for the transaction. If a new tab does not open, you need to disable the pop-blocker in the browser and try again by clicking on the price button.

Secure Order Form

Payment Options For Singapore

- Credit & Debit Cards
- eNETS (online bank transfer)
- Skrill (Moneybookers)
- [More Payment Options](#)

Card Number *

Expiration Date * 01 / 2016

Security Code * [What is this?](#)

Order Information Currency: SGD

Exchange Apps : Chrome29Oct13

1 13.26 SGD

[Have a coupon?](#)

Total 13.26 SGD

Shopper Details

First Name *

Last Name *

Email Address *

Address *

City *

Country **Singapore** [\(change\)](#)

Zip/Postal Code *

Phone *

Submit

If the app is purchased through PayPal, when the transaction is complete, you should be returned to the download page and the “Download Now” button should appear.

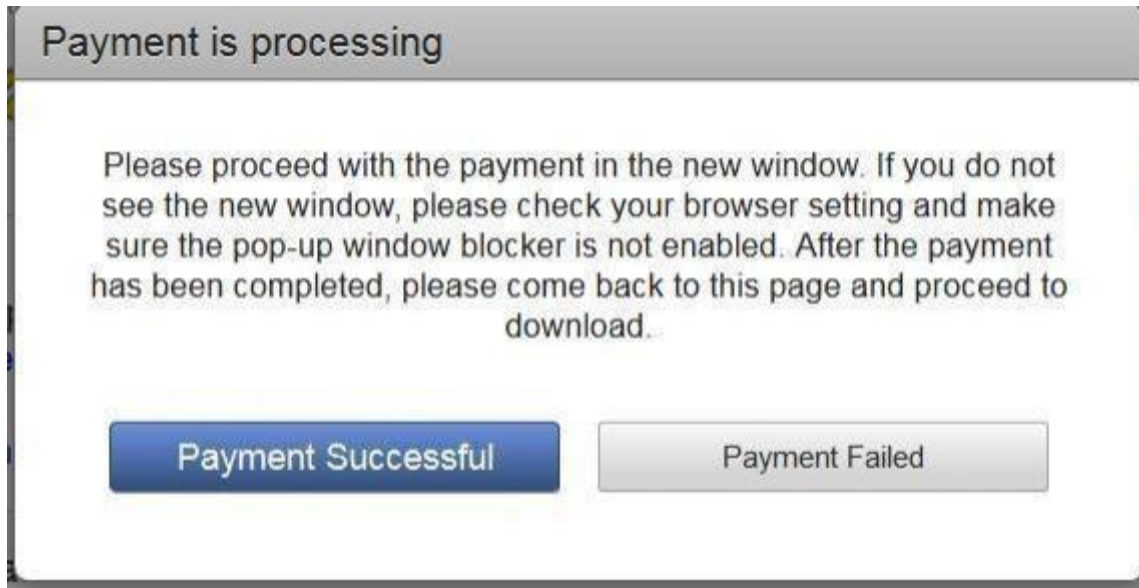
Win32 and 64

English

Download Now

If the app is purchased through BlueSnap, when the transaction is complete, you should click on the app download page tab and click on the ‘Payment Successful’ button, if the transaction is successful. After this you should see ‘Download Now’ button to download the app file. If you still see the price button, then please send an email to appsinfo@autodesk.com

Otherwise, if the transaction is failed click on ‘**Payment Failed**’ button and please send an email to appsinfo@autodesk.com



You can view a list of apps you have downloaded from the Autodesk App Store in the “MyDownloads” area <https://apps.autodesk.com/MyDownloads>. This can be accessed via the little down arrow in the top right corner of the screen.

In “MyDownloads” section you will also see if there are any updates available for your apps.

Multi-seat license Distribution

If you have purchased the app in multiple quantity and app requires license to activate then you can use multiseat license distribution option to distribute the license and the app.

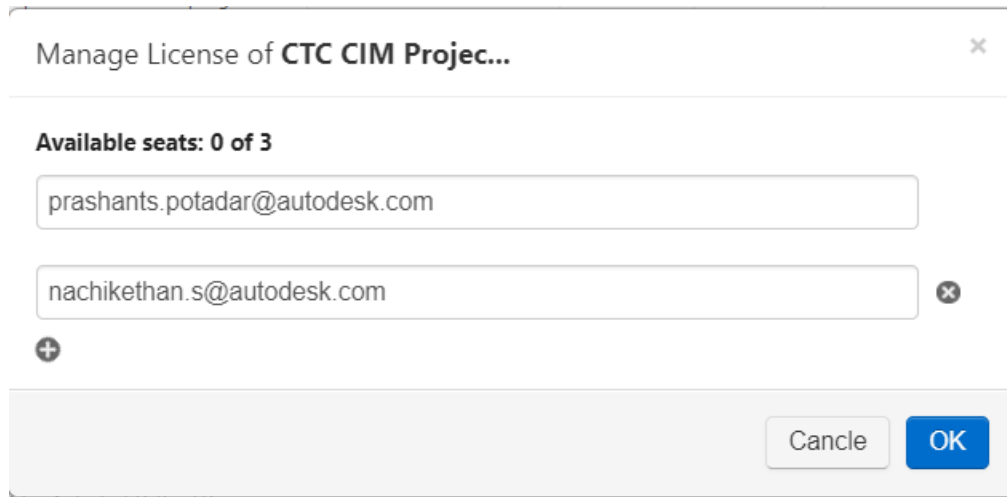
Please go to ‘My Downloads’ section in the Autodesk App Store.
<https://apps.autodesk.com/MyDownloads>

Find the Apps with multi-license.

Click on ‘Manage License’.

 CTC CIM Projec... ★★★★★	CIM Project Suite was designed as a suite of add on programs to Autodesk® Civil 3D®. Both Civil and Survey users will find great ... (more)	CTC Software	Autodesk Civil 3D	USD 550.00	7/9/2019, 7/2/2019, 6/27/2019	3	 Update Available	 Download  Manage License  Record
--	--	--------------	-------------------	------------	-------------------------------------	---	--	--

Once you click on ‘Manage License’ button, you will be prompted to add email addresses.



After distribution, users can login to App Store with the Autodesk App Store sign-in ID, they can see 'Download Now' button for the assigned app.

Note: Entitlement will be added to users only when they download any free app by accepting EULA from the Autodesk App Store with their respective mail-id.

Once recipient clicks the download button the license is distributed, and you can see the distribution record on your my downloads page.

<https://apps.autodesk.com/MyDownloads>

Click on 'Record'.

Distribution Records:

Token ID	Spare Copies	Consumed	Status	Recipients
[Redacted]	0	2	Valid	Nachikethan S (11/14/2019 6:10:33 AM) Shiva Teja Karthik (4/7/2020 2:48:05 PM)

How can I cancel my subscription?

BlueSnap:

Subscription can be cancelled by logging in to your BlueSnap [Shopper Account](#).

Once you are logged in, all your subscription's details can be seen.

Click on "Change" in the Status column to cancel your subscription.

If that option is not available, please contact using the [Shopper Support contact form](#).

While contacting them, please provide the app name which you have subscribed to.

In case you do not know the BlueSnap account details:

To get the BlueSnap account details, please go to <https://support.bluesnap.com/page/find-your-order>
Enter your last 4 digits of the card and email address used for the transaction then select the order and submit.

In the order details page (at the bottom) you will get the account information. Using that information please login to your BlueSnap [Shopper Account](#).

PayPal:

Cancelling a **subscription** cancels all future scheduled payments of that subscription. A subscription can be cancelled up until the day before the next scheduled payment in order for you not to be charged.

1. Go to **Settings**.
2. Click **Payments**.
3. Under "Preapproved payments", click **Manage preapproved payments**.
4. Select the merchant whose agreement you want to cancel and click Cancel.
5. Click **Cancel Profile** to confirm your request.

In case if you have any further questions, please feel free to contact the Autodesk App Store team at:

appsubmissions@autodesk.com